

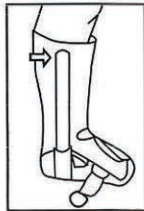
Instructions For Use



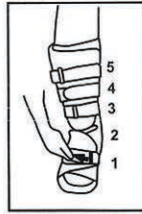
1. Place foot and leg inside foam liner and fasten it snugly.



2. You may put pad kits to supplement inner space or between walker frame and softgood.



3. Place wrapped foot into the walker, and the malleoli axis centers to bilateral upright before removing the plastic covers from upright to stick to foam liner.

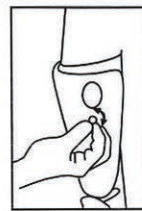


4. Fasten all the straps in order and firmly secure them.

How To Adjust Aircell Pressure

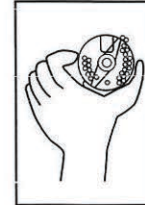


1. Squeeze the bulb to inflate.



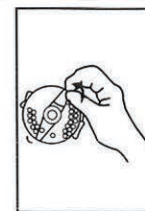
2. To deflate aircells, press the valve which is below the bulb.

How to Set The ROM Hinge



1. Turn the cover to adjust the stop peg.

2. Remove stop peg to desired degree.



3. Turn the cover back to complete setting.